



**Sheryl D'Spain**

Kendall County Treasurer

201 E. San Antonio, Suite 302 • Boerne, Texas 78006

830-331-8220

sheryl.dspain@co.kendall.tx.us

January 8, 2024

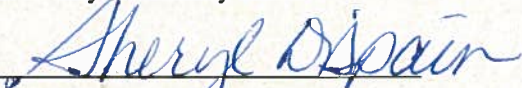
TO: Honorable Shane Stolarczyk, County Judge  
Honorable Christina Bergmann, Commissioner, Pct. 1  
Honorable Andra Wisian, Commissioner, Pct. 2  
Honorable Richard Chapman, Commissioner, Pct. 3  
Honorable Chad Carpenter, Commissioner, Pct. 4

RE: Investment Report 4<sup>th</sup> Qtr. 2023 (July, August, September )


This report is made in compliance with the provisions of Chapter 2256 of the Government Code, the Public Funds Investment Act, which requires regular reporting of investment transactions for county funds to the Commissioners Court.


The investments held by Kendall County in our depository bank of Frost, our investments held in LOGIC, Security Service & Security State Bank are in compliance with this Act and our County's policy and strategies.

I respectfully submit this report under my hand and seal this 8<sup>th</sup> day of January 2024.

  
Sheryl D'Spain, County Treasurer


Examined and approved in Open Commissioners Court this 8<sup>th</sup> day of January 2024.

  
Shane Stolarczyk, County Judge

  
Christina Bergmann, Commissioner, Pct. 1

  
Andra Wisian, Commissioner, Pct. 2

  
Richard Chapman, Commissioner, Pct. 3

  
Chad Carpenter, Commissioner, Pct. 4

Kendall County Investment Summary FY 2023

**INTEREST ON INVESTMENTS**

**4th Qtr July-Sept FY 2023**

Total interest on Frost accounts	\$	119,183.08
Total interest on Logic Accounts	\$	849,225.97
Total interest on CD's	\$	4,630.76
<b>TOTAL INTEREST</b>	<b>\$</b>	<b>973,039.81</b>

**TOTAL INVESTMENTS at QTR END**

Total investments in Logic	\$	57,597,846.82
Total investments in CD's	\$	249,000.00
Total investments in CDARS*	\$	2,750,000.00
<b>TOTAL INVESTMENTS</b>	<b>\$</b>	<b>60,596,846.82</b>

\*Certificate of Deposit Account  
Registry Service

Investment report prepared by the Treasurer \_\_\_\_\_

*Sheryl Davis*

Date: \_\_\_\_\_

*12/6/23*

Investment report examined and approved by the Auditor's office \_\_\_\_\_

*Corinna Speer, Auditor*

Date: \_\_\_\_\_

*12/13/23*

**Total interest earned on Kendall County investments for FY 2023**

Total Interest earned on Frost account for FY 2023	\$ 427,054.79
Total Interest earned on Logic for FY 2023	\$2,719,747.75
Total Interest earned on CD'S for FY 2023	\$ 17,632.75
<u>Total Interest earned on CDAR's for FY 2023</u>	<u>\$ 0.00 *</u>

\*Interest to be paid FY24 Yearly

**Total interest earned on investments for FY 2023**                      **\$ 3,164,435.29**

## CD Interest FY 2023

4th Qtr FY 2023 July-September					Total CD interest earned
BANK NAME	ACCT NUMBER	July Int.	Aug. Int.	Sept. Int.	
<b>TXN Bank</b> Closed July	<b>50946</b>	\$ 11.99	\$ -	\$ -	\$ 11.99
<b>Randolph Brooks</b> Closed July	<b>143831</b>	\$ 448.45	\$ -	\$ -	\$ 448.45
<b>Security Service</b>	<b>9081</b>	\$ 1,034.13	\$ 1,034.14	*	\$ 2,068.27
<b>Security State</b> Closed Sept	<b>6000022</b>	\$ 1,051.03	\$ 1,051.02	\$ -	\$ 2,102.05
				Total Int	\$ 4,630.76
*Correct Distribution of Monthly interest payment for FY23					

## Logic FY 2023

4th Quarter FY 2023 Jul-Sep 2023	Beginning Balance	Jul. Int. 5.2985%	Aug. int. 5.4721%	Sep. Int. 5.5168%	Deposits Jul	Deposits Aug	Deposits Sept	Withdrawals Jul	Withdrawals Aug	Withdrawals Sep	Ending Qtr. Balance
General	\$26,376,016.05	\$110,744.87	\$102,152.33	\$94,054.58	\$0.00	\$0.00	\$0.00	\$4,507,000.00	\$0.00	\$4,000,000.00	\$18,175,967.83
Road & Bridge	\$5,088,406.99	\$22,892.19	\$23,755.11	\$22,145.55	\$0.00	\$0.00	\$0.00	\$0.00	\$0.00	\$750,000.00	\$4,407,199.84
Courthouse Sec	\$27,728.37	\$124.76	\$129.46	\$263.51	\$0.00	\$0.00	\$75,000.00	\$0.00	\$0.00	\$0.00	\$103,246.10
Lateral Road & Bridge	\$220,204.24	\$990.67	\$1,028.01	\$1,007.66	\$0.00	\$0.00	\$0.00	\$0.00	\$0.00	\$0.00	\$223,230.58
Cty Clk Recs Mgmt	\$364,249.75	\$1,638.73	\$1,700.47	\$1,958.23	\$0.00	\$0.00	\$160,000.00	\$0.00	\$0.00	\$0.00	\$529,547.18
Cty Clk Rec Arc	\$283,598.66	\$1,275.88	\$1,323.99	\$1,625.60	\$0.00	\$0.00	\$180,000.00	\$0.00	\$0.00	\$0.00	\$467,824.13
Fire Marshall	\$193,616.86	\$871.05	\$903.89	\$885.95	\$0.00	\$0.00	\$0.00	\$0.00	\$0.00	\$0.00	\$196,277.75
Coronavirus Local Fis	\$5,570,199.11	\$25,059.53	\$20,181.50	\$16,758.15	\$0.00	\$0.00	\$0.00	\$0.00	\$1,846,000.00	\$219,927.03	\$3,566,271.26
2016 LTD Tax Gen Obl	\$190,913.03	\$858.89	\$891.28	\$873.60	\$0.00	\$0.00	\$0.00	\$0.00	\$0.00	\$0.00	\$193,536.80
Series 2022 Tax Note	\$1,383,899.31	\$6,226.02	\$6,290.36	\$6,087.00	\$0.00	\$0.00	\$0.00	\$0.00	\$54,000.00	\$0.00	\$1,348,502.69
Series 2023 Ltd Tax Gen	\$318,787.05	\$1,434.19	\$551.42	\$107.81	\$0.00	\$0.00	\$0.00	\$0.00	\$297,000.00	\$0.00	\$23,880.47
Capital Projects 2022	\$8,584,462.92	\$31,353.76	\$30,747.43	\$30,138.04	\$0.00	\$0.00	\$0.00	\$2,000,000.00	\$0.00	\$0.00	\$6,676,702.15
Open Space/Conserv.	\$20,086,390.12	\$90,366.41	\$93,772.74	\$91,914.26	\$0.00	\$0.00	\$0.00	\$0.00	\$0.00	\$0.00	\$20,362,443.53
Tobacco Settlement	\$32,293.24	\$145.30	\$150.75	\$147.76	\$0.00	\$0.00	\$0.00	\$0.00	\$0.00	\$0.00	\$32,737.05
Opioid Abatement	\$32,009.75	\$144.02	\$149.43	\$146.47	\$0.00	\$0.00	\$0.00	\$0.00	\$0.00	\$0.00	\$32,449.67
Federal SO Fort	\$80,501.61	\$362.15	\$375.82	\$368.37	\$0.00	\$0.00	\$0.00	\$0.00	\$0.00	\$0.00	\$81,607.95
Trust Account	\$1,002.20	\$4.48	\$4.65	\$2,141.89	\$0.00	\$0.00	\$1,174,279.95	\$0.00	\$0.00	\$1,011.33	\$1,176,421.84
<b>TOTAL</b>	\$68,834,279.26	\$294,492.90	\$284,108.64	\$270,624.43	\$0.00	\$0.00	\$1,589,279.95	\$6,507,000.00	\$2,197,000.00	4,970,938.36	\$57,597,846.82

## FROST BANK INTEREST FY 2023

4th Qtr July-Sept FY 2023	Jul. Int	Aug. Int.	Sept. Int	Total Qtr Int Earned
Account Name	4.84%	4.90%	1.79%	
General (10)	\$20,497.31	\$21,628.40	\$6,542.67	\$48,668.38
2016 Ltd Tax Gen Ob Bond(65)	\$666.54	\$374.34	\$45.81	\$1,086.69
Series 2022 Tax Note (66)	\$260.71	\$131.22	\$0.48	\$392.41
Series 2023 LTD Tax Gen Oblig Bond (67)	\$0.00	\$0.00	\$0.00	\$0.00
Capital Projects-2022 Tax Note (70)	\$3,941.51	\$3,059.54	\$309.29	\$7,310.34
Local (85)	\$217.69	\$222.80	\$79.06	\$519.55
Federal (87)	\$293.10	\$297.82	\$105.51	\$696.43
CDA Asset Forfeiture (88)	\$439.72	\$446.99	\$158.61	\$1,045.32
Trust Account (90)	\$22,505.86	\$22,883.71	\$14,074.39	\$59,463.96
<b>Total</b>	\$48,822.44	\$49,044.82	\$21,315.82	\$119,183.08

## CD INVESTMENT LIST

BANK NAME	ACCT NUMBER	AMOUNT	MATURITY DATE	INTEREST PAID BACK	
				TO COUNTY	INTEREST RATE
TXN Bank (Closed in July)	50946	\$250,000.00	1/5/2024	Qtr	0.25%
Randolph Brooks (Closed in July)	143831	\$245,000.00	1/7/2024	Monthly	3.93%
Security Service	9081	\$249,000.00	5/10/2024	Monthly	4.89%
Security State (Closed in Sept)	60600022	\$250,000.00	9/7/2023	Monthly	4.95%
TOTAL INVESTMENT		\$249,000.00			

## CDARS INVESTMENT LIST

BANK NAME	ACCT NUMBER	AMOUNT	MATURITY DATE	INTEREST PAID BACK	
				TO COUNTY	INTEREST RATE
Bank of Ann Arbor	34120	\$235,500.00	7/18/2024	Yearly	4.10%
Citizens Trust Bank	8033	\$235,500.00	7/18/2024	Yearly	4.10%
First Independence Bank	20179	\$235,500.00	7/18/2024	Yearly	4.10%
First Citizens Bank	11063	\$235,500.00	7/18/2024	Yearly	4.10%
Hebron Savings Bank	8811	\$235,500.00	7/18/2024	Yearly	4.10%
HNB National Bank	4540	\$145,000.00	7/18/2024	Yearly	4.10%
OneUnited Bank	23966	\$235,500.00	7/18/2024	Yearly	4.10%
Optus Bank	35241	\$235,500.00	7/18/2024	Yearly	4.10%
Prosperity Bank	16835	\$235,500.00	7/18/2024	Yearly	4.10%
Rockland Trust Company	9712	\$235,500.00	7/18/2024	Yearly	4.10%
Western Alliance Bank	57512	\$235,500.00	7/18/2024	Yearly	4.10%
Farmers & Merchants State Bank	5969	\$216,741.03	9/11/2025	Yearly	4.35%
Middlefield Banking Company	13716	\$33,258.97	9/11/2025	Yearly	4.35%
TOTAL INVESTMENT		\$2,750,000.00			